


The Ukulele Song


Christina O'Brien

1 **F** **C** **F** **C7** **F**




He- ad, ne- ck bo- dy. The u- ku- le- le is kind of li- ke me. There are

5 **F** **C** **F** **C7**




fo- ur strin- gs to strum. You can al- so pluck them, or

8 **F** **Dm**




tap it like a drum. There's a sound- hole in the mid- dle, now let's

10 **C7** **Dm**




give the strings a tick- le. String 1 is the high- est.

12 **Dm** **C7** **C7**




It is called A. String 2 is next. E is what we say.

15 **F** **F** **Gm**




String 3 goes low- er. It is called C. String 4 is the low- est and

18 **C** **C7** **F** **C**




it's name is G. He- ad, ne- ck bo- dy. The

21 **F** **C7** **F** **F**



u- ku- le- le is kind of li- ke me. There are fo- ur strin- gs

24 **C** **F** **C7** **F**



to strum. You can al- so pluck them, or tap it like a drum.