




Ukulele
FOR CHILDREN



Flowers Need Rain

Ukulele Ensemble in A major
Arranged for low G tuning

Song by Preston Pablo, Banx & Ranx

Arranged by Christina O'Brien

Creative
KEYS




As performed in the
2023 #CBCMusicClass
Challenge!

FLOWERS NEED RAIN - Teacher Notes

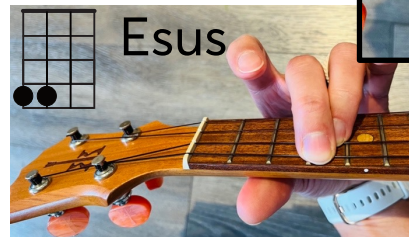
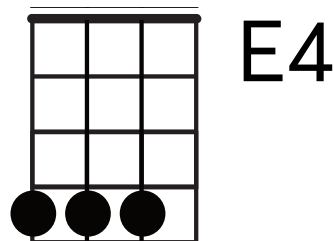
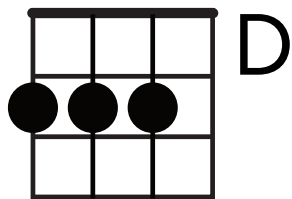

- This arrangement was created for ukuleles, but it can work with plenty of other instruments too.
- It is a relatively easy song to teach since the four chord progression repeats for the entire song!
- Pick sections where you want the song to build dynamically, and then layer in the different parts.
- If you're teaching younger students... start with Part 4, add singing, and build from there.
- Remember that many times, less is more! Know when to play and when not to play.
- Check out the simplified chord suggestions for ease of movement on the ukulele fretboard.
- Use the same shape for your "D chord" as your "E chord" just slide from the 2nd to 4th fret.
- Assign only one or two chords or notes to your students who aren't yet ready for the full progression
- Try adding some simple percussion or vocal harmonies in certain parts.
- Make sure to point out the end of the verses where the E chord will be played for an extra measure.
- Make it your own! Decide how you want to start and end the song, or add a new twist!

Students who are already learning from "Ukulele for Children: Book A" will be familiar with the notes used for Part 4.

FLOWERS NEED RAIN - Chord Shapes



FLOWERS NEED RAIN - Chord Shapes




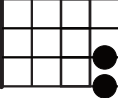



Flowers Need Rain

Key of A Major, 4/4

Preston Pablo & Barry & Ramx. Written by Preston Pablo, Sara Diamond, Yannick Rastogi, Zacharie Raymond
© 31 EAST/UNIVERSAL MUSIC CANADA

The CHORDS

F#m	D2	A	ESUS
			
F#m	alt:D	alt:E4	

Count 4 beats for each chord marked

VERSE 1

F#m **D** **A** **E**
Sometimes I feel so lonely. Feels like there is no one around to hold me
F#m **D** **A** **E**
And my head gets dark and heavy. But then I see your face
F#m **D** **A** **E**
And I can only hope for the best. And I can only breathe with my chest
F#m **D** **A** **E**
One step at a time oh you take me. You're leavin me blind but don't leave me

CHORUS

F#m **D** **A** **E**
(Cause) I need you like the flowers need the rain. I need you like the sun when the clouds turn grey
F#m **D** **A** **E**
Oh you're like the blood running through my veins. I'll love you until now and forever away

Interlude

F#m **D** **A** **E**
Ohhhhh oh oh-h oh-h oh Ohhhhh oh oh-h oh-h-h oh
F#m **D** **A** **E**
One step at a time oh you take me. You're leavin me blind but don't leave me

VERSE 2

F#m **D** **A** **E**
You turn the noise into silence. I hid from your violence. But now I won't runaway
F#m **D** **A** **E**
You take the dull and make it vibrant I could stay forever baby
F#m **D** **A** **E**
And I can only hope for the best. And I can only breathe with my chest
F#m **D** **A** **E**
One step at a time oh you take me. You're leavin me blind but don't leave me. Ohhh

FLOWERS NEED RAIN - Part 1

Intro/CHORUS/Outro

Swing eighths

F#m D

'Cause I need you like the flo - wers need the rain.____ I need you like the

A E F#m

sun when the clouds turn grey.____ Oh you're like the blood run - ning through my veins.

D A E

____ I'll love you un - til now and for - e - ver a - way.____

FLOWERS NEED RAIN - Part 1

Interlude

Swing eighths

(E) F#m D

Oh - h - h - h oh oh - h - h - h - h - h - h - h - h - h - h - h - h

Whoa-oh - h - h -

A E F#m

h - oh - h - h - h - h - h - h one step at a time oh you take me

D A E

You're leav - in me blind but don't leave me

FLOWERS NEED RAIN - Part 2

Use in any section of the song

Swing eighths

The musical notation is written on two staves in G major (one sharp) and 4/4 time. The first staff begins with an F#m chord and a D chord. The second staff begins with an A chord and an E chord. The melody consists of eighth notes with a swing feel.

FLOWERS NEED RAIN - Part 3

Use in any section of the song
Hold the chord shapes and pluck the strings 4-3-2-1

Swing eighths

The image displays two staves of musical notation in treble clef, with a key signature of one sharp (F#) and a time signature of 4/4. The first staff is labeled with chords F#m and D. The second staff is labeled with chords A and E. The melody consists of eighth notes in a swing feel. The first staff has a measure with F#m (F#4, A4, C#5) and a measure with D (D4, F#4, A4). The second staff has a measure with A (A3, C#4, E4) and a measure with E (E3, G#3, B3). The notes are: Staff 1, Measure 1: F#4, A4, C#5; Staff 1, Measure 2: D4, F#4, A4; Staff 2, Measure 1: A3, C#4, E4; Staff 2, Measure 2: E3, G#3, B3.

FLOWERS NEED RAIN - Part 4

Use in any section of the song
Guitar or bass may play an octave lower

4A

Musical notation for 4A, first staff. Treble clef, key signature of three sharps (F#, C#, G#), 4/4 time signature. The staff contains two measures. The first measure has a whole note on the F# line (F#4) with the chord symbol F#m above it. The second measure has a whole note on the D line (D4) with the chord symbol D above it.

Musical notation for 4A, second staff. Treble clef, key signature of three sharps (F#, C#, G#). The staff contains two measures. The first measure has a whole note on the A line (A3) with the chord symbol A above it. The second measure has a whole note on the E line (E4) with the chord symbol E above it.

4B

Musical notation for 4B, first staff. Treble clef, key signature of three sharps (F#, C#, G#). The staff contains two measures. The first measure has four quarter notes: F#4, A4, C#5, and D5, with the chord symbol F#m above it. The second measure has four quarter notes: D4, E4, F#4, and G#4, with the chord symbol D above it.

Musical notation for 4B, second staff. Treble clef, key signature of three sharps (F#, C#, G#). The staff contains two measures. The first measure has four quarter notes: A3, C#4, E4, and F#4, with the chord symbol A above it. The second measure has four quarter notes: G#4, A4, B4, and C#5, with the chord symbol E above it.