





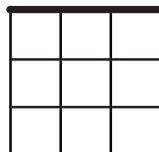
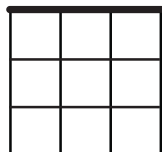
# COMPOSE with CHORD PROGRESSIONS

Create your own chord progression to strum using **I - IV - V - vi**.

As you choose each chord for your progression, also mark the number of beats you will strum each one for.

My chord choices:    I \_\_\_\_\_    IV \_\_\_\_\_    V \_\_\_\_\_    vi \_\_\_\_\_

Chord diagrams:



My chord progression: \_\_\_\_\_

Number of beats:

Number of beats: [ ] [ ] [ ] [ ] [ ] [ ] [ ] [ ] [ ] [ ]

*Extra challenge!*

*Transpose your progression so that it starts on a new tonic chord. My new tonic chord is: \_\_\_\_\_*

\_\_\_\_\_